



Z QUAD DINING TABLE

SHOWN IN BRANDY WALNUT

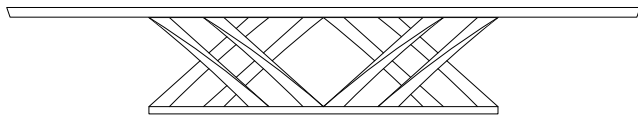
SEE REVERSE FOR VARIOUS SIZING AND LAYOUT OPTIONS
CONTACT US FOR ORDERING, CUSTOMIZING, AND MORE INFORMATION

Z QUAD DINING TABLE

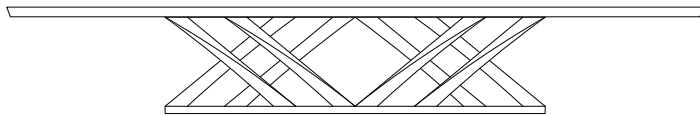
TECHNICAL INFORMATION

Custom sizes and finishes available. Four standard top shapes and three edge options available. Top can be specified in a contrasting finish or material (or COM stone). Table can be converted into an extension with center leaves, end leaves, or clip-on end extensions. Call for more information or customizations.

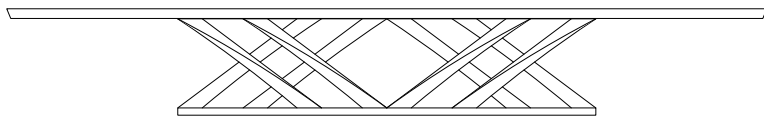
AVAILABLE SIZES



120"W X 48"D X 30"H



132"W X 48"D X 30"H



144"W X 48"D X 30"H

EDGE OPTIONS



SQUARE
EDGE




BEVELED
EDGE



KNIFE
EDGE*

*not available in racetrack,
round, or elliptical tops

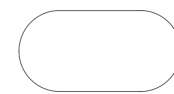
TABLE TOP SHAPES



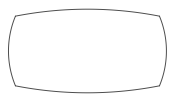
RECTANGULAR



ELLIPTICAL
OVAL




RACETRACK
OVAL



SURFBOARD
OVAL



stone top



bronze base