



XIE CONSOLE

SHOWN IN BRANDY SAPELE

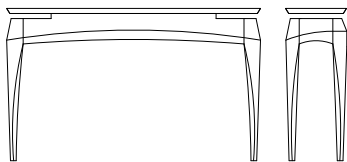
SEE REVERSE FOR VARIOUS SIZING AND LAYOUT OPTIONS
CONTACT US FOR ORDERING, CUSTOMIZING, AND MORE INFORMATION

XIE CONSOLE

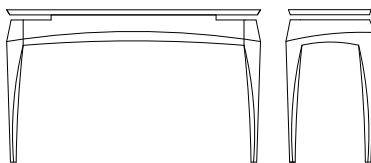
TECHNICAL INFORMATION

Custom sizes and finishes available. Options include low-profile storage drawer, novasuede drawer liners, and contrasting finish or COM/stone top. Can be specified as a writing desk, see *Xie Writing Desk*. Contact us for more information or customization.

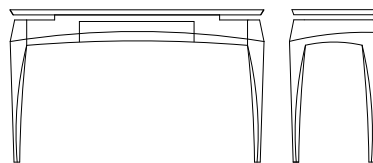
AVAILABLE SIZES



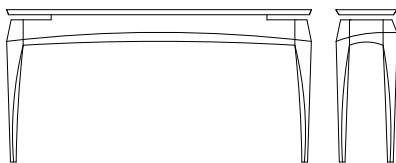
50" W X 12" D X 30" H



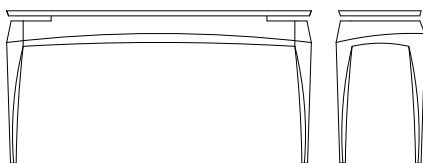
50" W X 18" D X 30" H



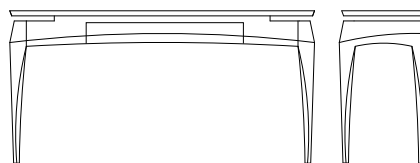
50" W X 18" D X 30" H
WITH DRAWER



60" W X 12" D X 30" H



60" W X 18" D X 30" H



60" W X 18" D X 30" H
WITH DRAWER

