



WAVERLY DRESSER

SHOWN IN POWDER WHITE HIGH POLISH & BRASS

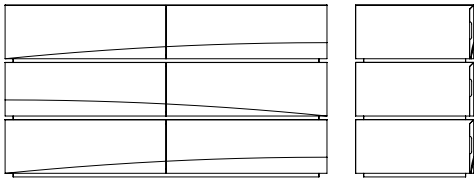
SEE REVERSE FOR VARIOUS SIZING AND LAYOUT OPTIONS
CONTACT US FOR ORDERING, CUSTOMIZING, AND MORE INFORMATION

WAVERLY DRESSER

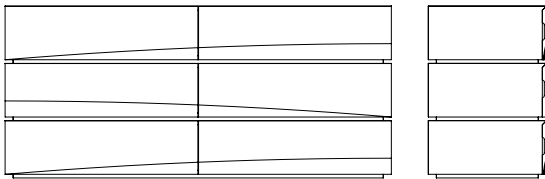
TECHNICAL INFORMATION

Opens with discrete side pulls and under-pulls/top pulls. Custom sizes and finishes available. Risers between drawer boxes can be clad in metal finishes. Additional add-ons include metal drawer pulls and and/or risers, and novasuede drawer liners. Can be modified into a TV lift, or media console. Also available as a tallboy dresser and nightstand. Contact us for more information and customizations.

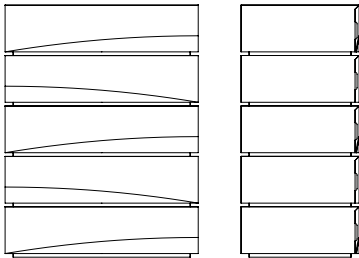
AVAILABLE SIZES




60" W X 22" D X 32" H



72" W X 22" D X 32" H



36" W X 22" D X 47" H
TALLBOY



jet black & brass



cinder sapele