



NATALIA DRESSER

SHOWN IN BURNISHED WALNUT & BRUSHED BRASS

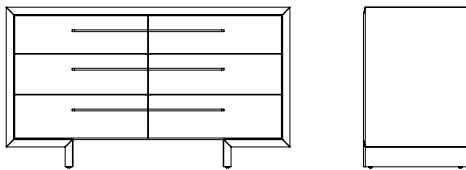
SEE REVERSE FOR VARIOUS SIZING AND LAYOUT OPTIONS
CONTACT US FOR ORDERING, CUSTOMIZING, AND MORE INFORMATION

NATALIA DRESSER

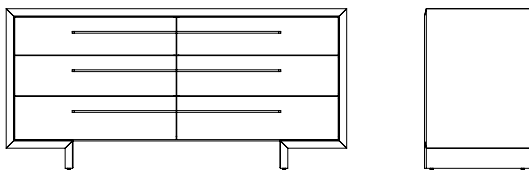
TECHNICAL INFORMATION

Can be customized in size and finish. Drawer faces can be specified in contrasting finishes, lacquer or COL/COM wrapped material. Additional options include various metal accent finishes, novasuede drawer liners, or inset stone tops.

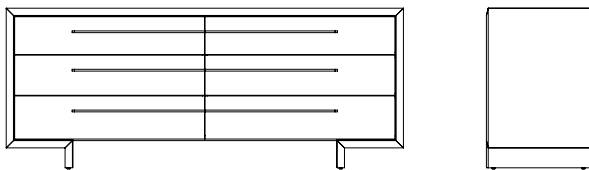
AVAILABLE SIZES AND LAYOUTS



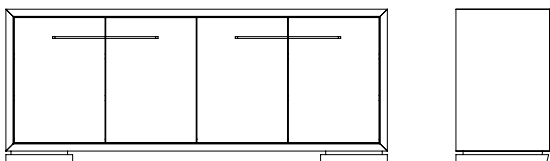
60" W X 22" D X 34" H



72" W X 22" D X 34" H



84" W X 22" D X 34" H



NATALIA II FRAME LAYOUT



powder white drawers



powder white HP



natalia frame II option