



JAMES DINING TABLE

SHOWN IN CINDER SAPELE & BRUSHED BRASS

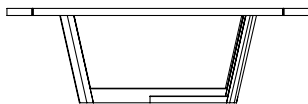

SEE REVERSE FOR VARIOUS SIZING AND LAYOUT OPTIONS
CONTACT US FOR ORDERING, CUSTOMIZING, AND MORE INFORMATION

JAMES DINING TABLE

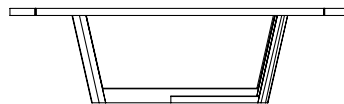
TECHNICAL INFORMATION

Custom sizes and finishes available. Breadboard veneered top. Brass in-lay in top and base available in various metal finishes. Metal base accents secured with hex-head finishing screws. Extension versions available; clip-on end extensions, self-storing butterfly end-leaves, or with drop-in end-leaf extensions 12"-18" max in length (Brass in-lay will move to 2" from either end as pull-out points for carriage to insert leaves). Contact us for more information or customization.

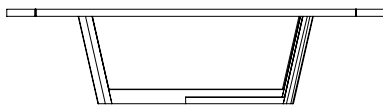

AVAILABLE SIZES



96" W X 48" D X 30" H



108" W X 48" D X 30" H



120" W X 48" D X 30" H



graphite sapele & polished
nickel